

Number 1

Volume 6

February 2018-2019

Tips & tricks for using educational technologies...

Links to sites that may help enhance classroom instruction...

Videos to motivate, teach, or help lighten the mood...

W.D. Tech NEWS

Tool: How to record your screen in Windows 10

A common question asked by teachers is how to record what is being done on the screen of their computer. Windows 10 has a built-in tool that can do this. Keep in mind that recording your screen uses a lot of memory and produces large files. Also, you need to make sure you have the Xbox app installed on your computer.

How to Record your Screen in Windows 10

1. Open the Xbox app.
2. Open the app (or screen) you want to record. ...
3. Press the Windows key and the letter G at the same time to open the Game Bar dialog. Be patient because it may take a few seconds for it to open.
4. Check the "Yes, this is a game" check box to load the Game Bar.
5. Click on the Start Recording button (the round/circle icon) to begin capturing video. If you want to record audio, make sure the microphone icon does not have a slash through it.
6. Record your lesson or demonstration.
7. When finished, exit the recording session or press the stop icon on the recording toolbar.



At the left is a helpful video to walk you through the steps of recording your screen.

Editor: Jim Roberts * Western Dubuque
Director of Instructional Technology and
Student Reporting

Text and images are the property of the respective sites shared. The use of the text and images is for educational purposes and to provide information about the shared sites, apps, or videos.

Curriculum: The Oregon Trail

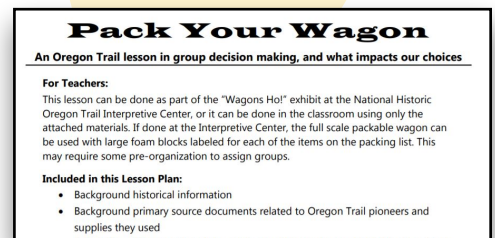
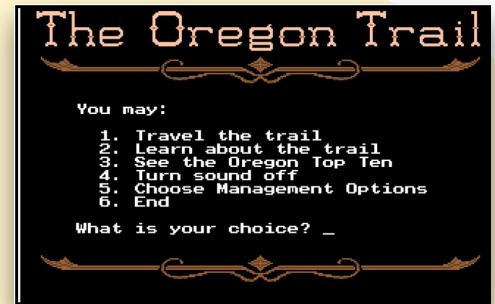
Do you remember playing **The Oregon Trail** in your youth? This educational game was one of the first highly successful computer games used in schools all over the United States.

(<https://classicreload.com/oregon-trail.html>)

"The Oregon Trail is a computer game originally developed by Don Rawitsch, Bill Heinemann, and Paul Dillenberger in 1971 and produced by MECC in 1974. The original game was designed to teach school children about the realities of 19th century pioneer life on the Oregon Trail. The player assumes the role of a wagon leader guiding his party of settlers from Independence, Missouri, to Oregon's Willamette Valley over the Oregon Trail via a Conestoga wagon in 1848. The game has been released in many editions since the original release by various developers and publishers who have acquired rights to the game."

To help make this game even more educational is the development of lesson plans designed to assist the students to learn about the trials and tribulations that early settlers endured. This is particularly useful for the Social Studies curriculum.

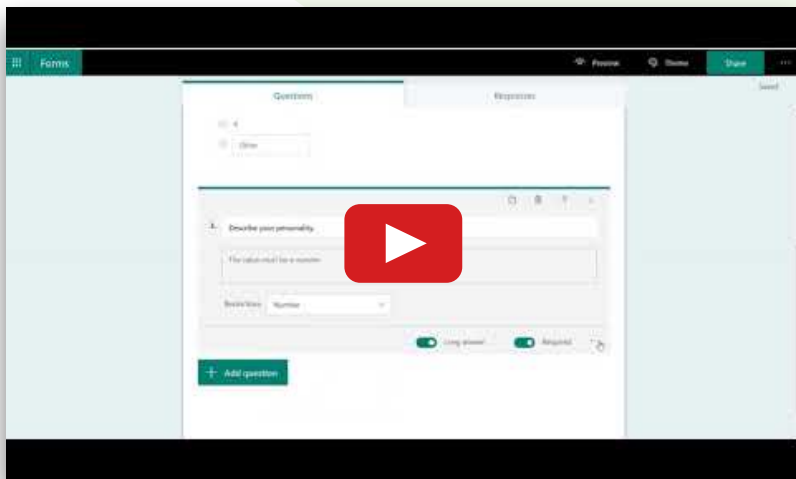
(<https://www.blm.gov/or/oregontrail/files/packwagon.pdf>)



Tool: Office 365 Forms

Many teachers don't realize that they have the power to create their own surveys and digital quizzes through their 365 account. **Forms** is an app you may want to check out!

Microsoft Forms is simple to use, works on any web browser, and comes with themes and question branching so you won't have to do a lot of work to build a great survey. With Forms, you can quickly create quizzes to measure student knowledge, evaluate class progress, and focus on topics that need improvement. Forms lets you assign points for automatic grading and give explanations for further



instruction, so quizzing students is easier than ever. You can find out what the class thinks of your trip idea, where the team wants to meet, or how presentation attendees feel. Forms adapts to every screen so it's easy for anyone to fill in your poll, and collects responses in real time so you get insights fast. Microsoft Forms collects responses in real time and automatically provides charts to visualize your data. By exporting to Excel, Forms lets you use the full power of Excel for customized, in-depth analysis.

(<https://www.youtube.com/watch?v=hkoixAuSrf8&feature=youtu.be>)

Tool: Speechlogger

Speechlogger is a great speech recognition (speech to text) and instant voice translation web app. It runs Google's (Chrome) speech-to-text technologies for the best results. It is the only web app with auto-punctuation, auto-save, timestamps, in-text editing capability, transcription of audio files, export options (to text and captions) and more. No user registration is needed and it is completely free!



This site has been proven to work in our district and has already benefited our students. Make sure the computer you use has a microphone. <https://speechlogger.appspot.com/en/>

Video: "You are ALL game changers"

One thing that I have noticed with teachers is that they often times are not thanked or congratulated enough for the amazing job that they do. In fact, it appears to be a universal "thing" amongst teachers. Watch this video. I hope that every teacher in our district realizes that he or she is wonderful and contributes to the well-being and growth of all of our students and our communities. I notice how amazing you all are. Don't be afraid to thank your fellow teachers and administrators for being the amazing people that they are.



<https://www.youtube.com/watch?v=fLDp2OePLzM>

Content about sites/apps is the property of the recognized website owners and is used for educational purposes only with no monetary gain. The content on the sites or videos does not necessarily reflect the beliefs or operating procedures of the WDCSD or the editor.